

Municipality of Port Hope

2018 Operating & Capital Draft Budget

Finance Department
December 19, 2017



2018 Budget Process

- Significant Budget Impacts identified by Staff
- Budget Plan approved by Budget Committee at their September 2017 meeting

- Departments prepare and submit budgets
- Directors review and establish proposed budget

- 2 day Budget Committee meeting to review, provide direction and complete budget
 - Advertised on the website and local papers
 - Meetings open to public
 - Agendas posted on website
 - Public comments encouraged

Council approval anticipated on December 19, 2017.



December 19, 2017

Operating Budget



Operating Highlights

Decreasing Demands on Levy

- \$125,000 reduction in Legal Fee Costs
- \$187,000 reduction in Tax Reduction Adjustments
- \$71,850 increase in Planning & Development Revenues

Increasing Demands on Levy

- \$179,000 PRC Staffing Costs due to Legislative Changes
- \$150,000 increase for Storm Water Facility Maintenance
- \$71,800 return to 5 Rural Roads Staff



Utilities Variance Mitigation

- There are significant variances for each utility to the current financial plan, primarily due to corrections pertaining to prior years
- \$85,000 decrease in 2018 Water Treatment & Distribution operating costs in order to offset variances within the 2014 Rate Study
- \$174,000 decrease in 2018 Wastewater Treatment & Collection operating costs in order to offset variances within the 2014 Rate Study



Operating Service Level Changes

Improving resources to service the following areas:

- Downtown and Riverside Gardens maintenance
- Recreation Facility Customer Service
- Municipal Parks maintenance
- Fire Prevention & Ice Swift Water Training
- Human Resources Support
- Municipal Planning
- Municipal Law Enforcement
- Understanding Transportation & Servicing Needs
- Wastewater Collection and Treatment Operations

Budget Impact \$218,784

Decreasing resources in the following areas:

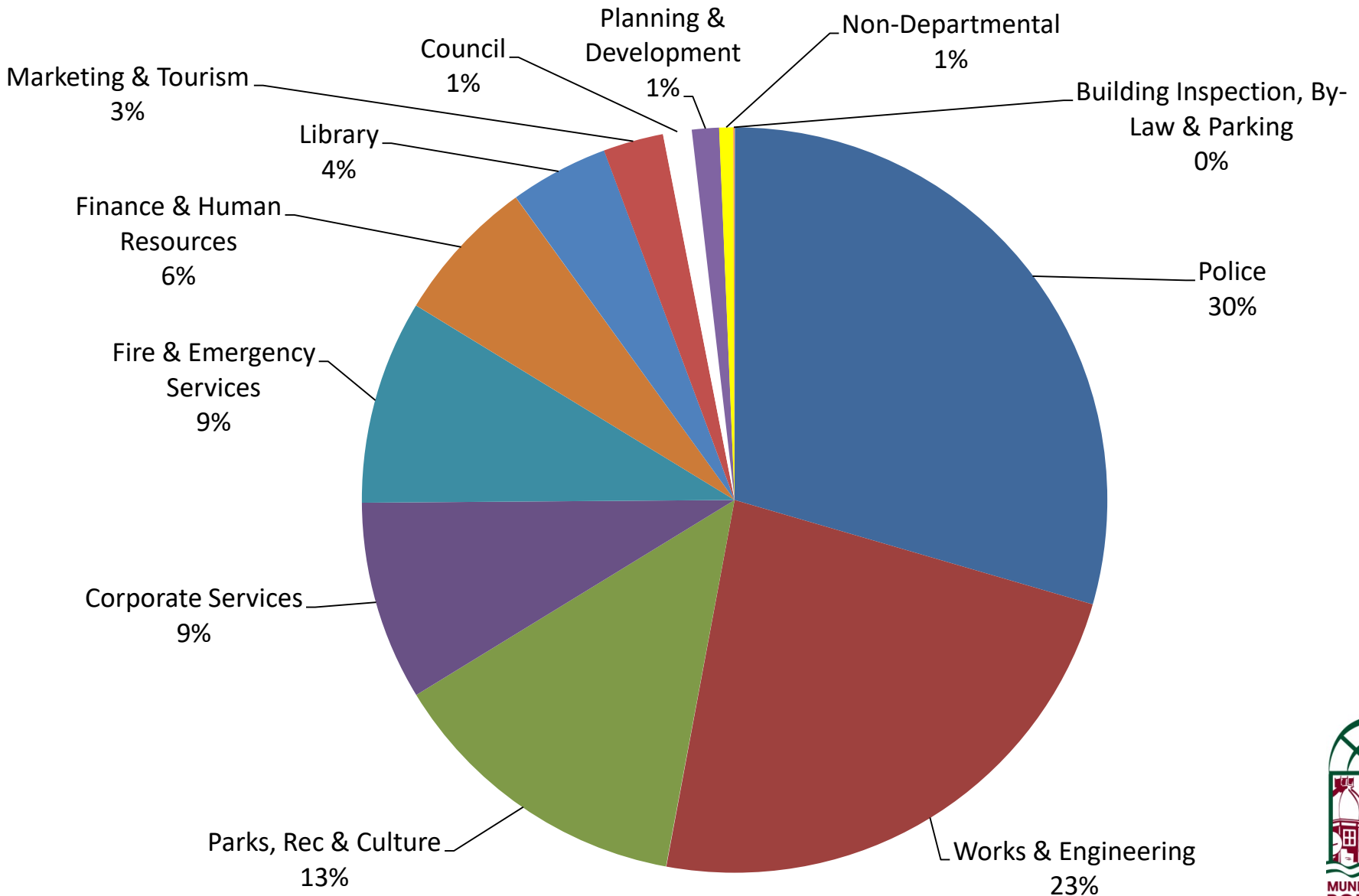
- Marina Operation

Budget Impact (\$20,875)



December 19, 2017

2018 Operating Levy by Service Area \$17.6M

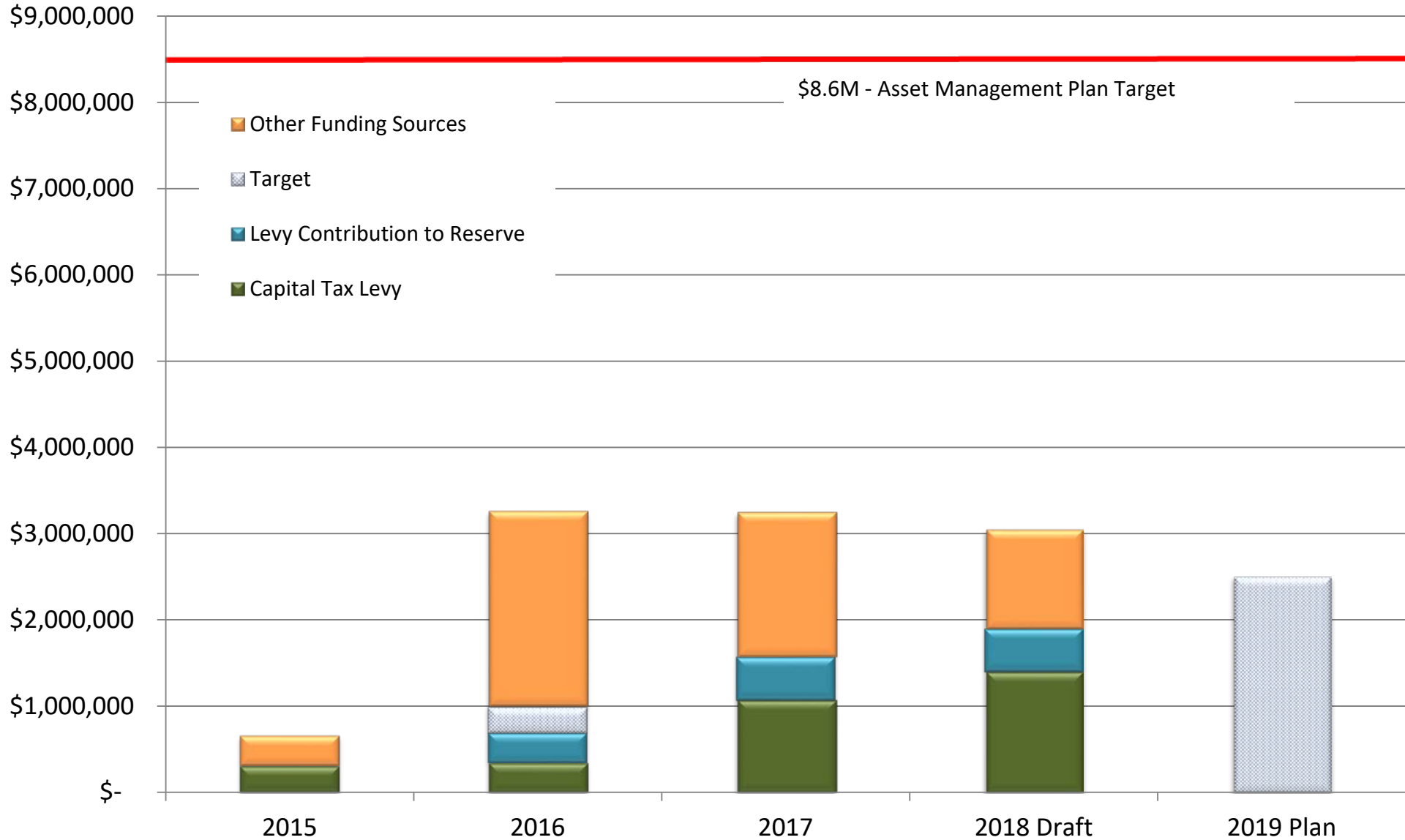


December 19, 2017

Capital Budget



Combined Funding for General Municipal Capital



General Municipal Capital (7 of 23 Projects)

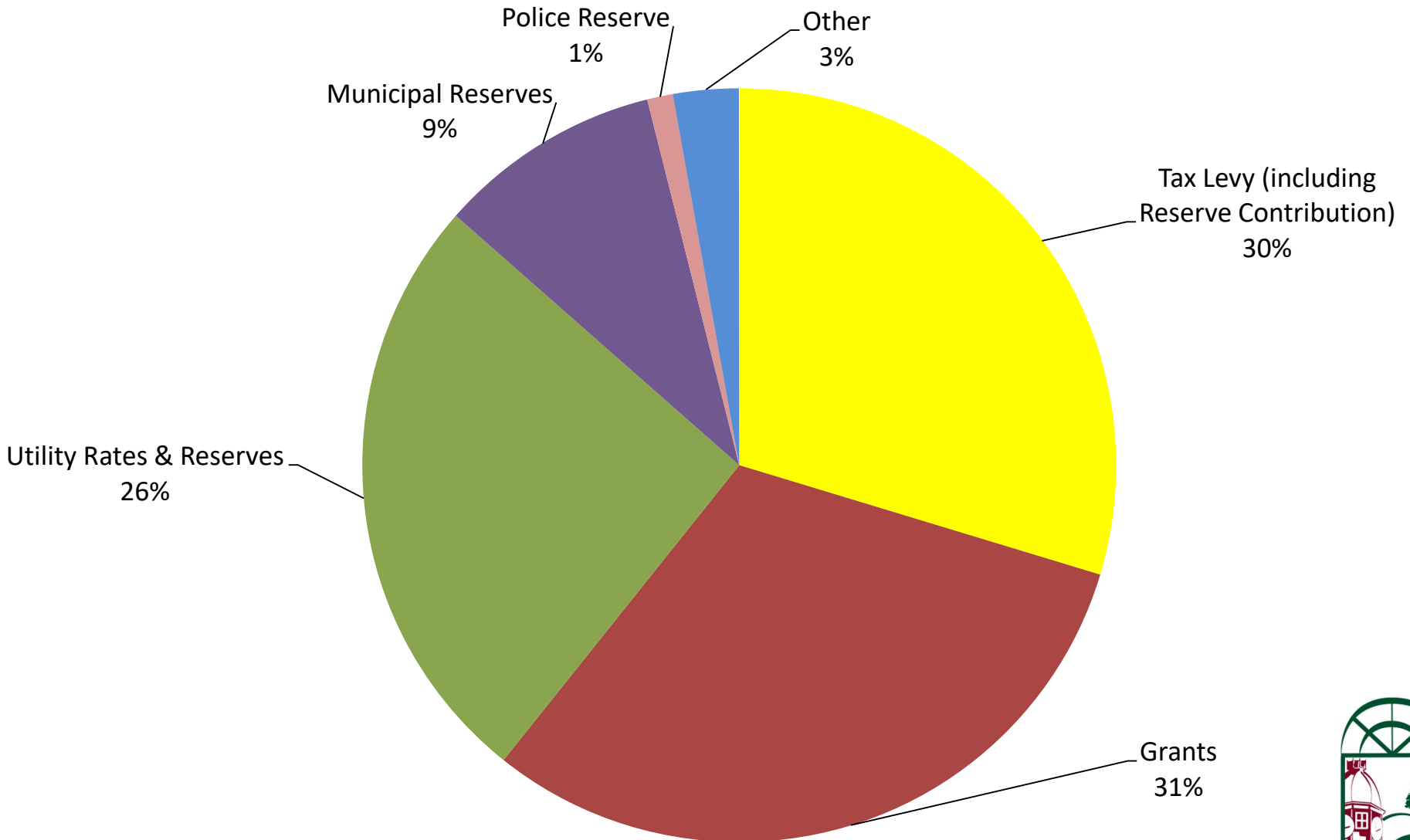
- Garden Hill Fire Station Upgrades & Park Washrooms
- Percival Street Resurfacing
- Rural Roads Resurfacing
- Tandem Axle Snow Plow
- Municipal Class EA & Design – Choate Street Extension
- Auto Extrication / Rescue Equipment
- Municipal Class EA & Design – Pemberton Drive Extension

Utilities: Water and Wastewater (7 of 10 projects)

- Sanitary Sewer & Watermain Replacement – Trefusis Street
- Watermain Replacement – Elias Street
- Sanitary Sewer Relining – Hayward Street
- Road Reconstruction Design – Lakeshore Road
- Street Reconstruction Design – Brown Street
- Sanitary Sewer Twinning – Lake Street
- Welcome Water Initiative Design

December 19, 2017

2018 Capital by Funding Source \$6.4M



December 19, 2017

Budget Summary



Per Plan:

- No use of Building and Equipment Reserve
- No new Long Term Debt requirement
- No Pre-Budget Approval

Summary of 2018 Draft Municipal Levy Changes

		Levy Impact Inc (Dec)	% Levy Impact
2017 Levy	18,324,710		
Capital Funding Increase		324,000	1.8%
Capital Reserve Contribution Increase		-	0.0%
Service Departments Operating		560,060	3.1%
Other Non-Department Impacts		(306,679)	-1.7%
Service Level Changes Recommendations		-	0.0%
Municipal before Boards Departments		<hr/> 577,381	3.2%
Board Departments		141,631	0.8%
Total Municipal Levy Changes		<hr/> 719,012	3.9%
Estimated Amount paid from New Taxpayers (Growth)		(400,000)	-2.2%
Municipal Levy Change for Existing Taxpayers		<hr/> <hr/> 319,012	1.7%



How each \$100 of the Combined Operating and Capital Municipal Budget Levy is Spent

